



UH Applications Developers Meeting

04/24/2015

Today's slides are available online
<https://go.hawaii.edu/w>

Presenters

In order of appearance



- **Michael Hodges:** ITS, Middleware/IAM
- **Wendall Ho:** Treasury Office, Treasury Officer
- **Monir Hodges:** PCATT/HonCC, Prof & Software Engineer
- **Ben Karsin:** ITS, Grad Assistant/ICS PhD Student
- **Paul Ryan:** UHM College of Ed, Tech Lead
- **Julio Polo:** ITS, Middleware/IAM Architect



Agenda

- **Breaking News:** ITS Sponsored "All IT Workshop"
- **Presentation:** eCommerce on Campus (Wendall/Monir)
- **Presentation:** Backbone and Handlebars for Web-Apps Development (Ben)
- **Presentation:** WordPress Authorizer Plugin (Paul)
- **Presentation:** There's a Group for That (Julio)
- **Notables, Quick Tips and Reminders**
- **Snacks:** And an opportunity to meet colleagues





ITS Sponsored "All IT Workshop"

- Purpose:
 - A gathering to share best practices, hear the latest about current and coming system-wide IT services, and talk about how to solve the challenges and take advantage of the new opportunities facing us every day.
- Date/Time: **June 19, 9:00 AM to 3:30 PM**
 - Save the date, lunch to be provided.
- Venue: UHM Campus Center
- Contact Info: itworkshop@hawaii.edu
- Stay tuned: signup and additional email forthcoming





eCommerce on Campus

Wendall Ho

Treasury Officer

Monir Hodges

HCC Professor and Software Engineer

TouchNet Marketplace

- TouchNet payment gateway and bill payment module integrate with Banner student information system.
- Marketplace is UH's eCommerce platform. There are 38 merchants, 11 uStores and 105 uPay sites.
- Except for the merchant fee, there is no additional cost to use Marketplace.
- Transactions are secure. Potential fraud is minimized through AVS and CVV validation.

TouchNet Marketplace

- uStore is an online mall. Allows for inventory control, order fulfillment and financial reporting.
- uPay is for one-time or recurring payments. Connects to web application and web sites.

uStore Advantages

- Easy to set up; customized store front
- Able to track inventory
- Additional modifiers, such as size, color, etc.
- Mobile web site
- Text message confirmation
- New payment method: campus cards, Blackboard, CBORD

uPay Site Advantages

- Payments are redirected to TouchNet from web applications.
- Able to process one-time and recurring payments
- Revised uPay Screen using style sheet
- Additional text fields on eMail

Payment Card Industry Data Security Standards (PCI-DSS) Overview

- Build and Maintain a Secure Network and Systems
- Protect Cardholder Data
- Maintain a Vulnerability Management Program
- Implement Strong Access Control Measures
- Regularly Monitor and Test Networks
- Maintain an Information Security Policy

Links

- Financial Management Website

<http://www.fmo.hawaii.edu/index.html>

The screenshot shows the Financial Management Website interface. On the left is a vertical navigation menu with the following items: Services, Home, Account Codes, Bond Financing, Capital Assets, Cash Handling and Deposits (highlighted), Financial Systems, General Accounting, Payment/Reimbursement, Payroll, Student Accounts, Student Loans, Tax Services, and Travel. At the top right of the main content area are navigation tabs: Overview, FAQs, Contact Us, Policies and Guidelines, and Forms. The main content area is titled "Cash Handling and Deposits" and contains the following text: "The Treasury Office is responsible for the cash handling and management of the University System. T administers the TouchNet eCommerce system for non-registration related payments." Below this is a message: "You are not logged in to view eCommerce". Underneath is the heading "Treasury Office - eCommerce" followed by "(Authorized Users Only)". At the bottom of this section is a button labeled "LOGIN HERE" with a red arrow pointing to it from the right.

Links

Treasury Office - eCommerce (Authorized Users Only)

The University has purchased TouchNet Marketplace to safely and securely process payments originating from university websites. Listed below are some useful links and documents :

	Test	SafeCopy (c94372.username)	Production
U.Commerce Central	Secure Link	Secure Link	Secure Link
Marketplace uStore	Secure Link	Secure Link	Secure Link
Marketplace uStore Mobile	Secure Link	Secure Link	Secure Link
Marketplace uPay	Secure Link	Secure Link	Secure Link
SecureLink Web Service	Secure Link		Secure Link
TPG Web Service	Secure Link		Secure Link

NOTE: Effective immediately, there are new, updated card numbers to be used in your Test environments. When using or performing Test transactions, you'll want to **enter an expiration date of the current month/year or a month/year in the future.**

Card Type	Card Number	Scenario	Detail
Visa	4111 1111 1111 1111	Credit Only	Will not process as Debit
MasterCard	5121 2121 2121 2124	Credit Only	Will not process as Debit
Discover	6011 1111 1111 1111	Credit Only	Will not process as Debit
Visa	4343 4343 4343 4345	Various Debit Scenarios	PIN Debit, Signature Debit, and PINless Debit
MasterCard	5149 6122 2222 2220	Various Debit Scenarios	PIN Debit, Signature Debit, and PINless Debit
Visa	4017 7799 9999 9010	Failure	PIN Debit, Signature Debit, and PINless Debit

Credit Card Exception Codes :

[Error Code List](#)

User Guides :

[uStores Layout Guide](#)

TouchNet Marketplace

- Mall https://epay.hawaii.edu:8443/C24372test_ustores/web/
- Mobile site
https://epay.hawaii.edu:8443/C24372test_ustoresmobile/web/index.jsp
- uCommerce Central
<https://secure.touchnet.com:8443/castest/login?service=https%3A%2F%2Fsecure.touchnet.com%3A8443%2Fucommercecentraltest%2F>

To Participate in eCommerce

- A8.710 Credit Card Program
- A8.711 Electronic Payments via University Websites



Questions?



Wendall Ho

Treasury Officer

Monir Hodges

HCC Professor and Software Engineer



Using Backbone and Handlebars for Web-App Development

Ben Karsin

ITS, Graduate Assistant
karsin@hawaii.edu

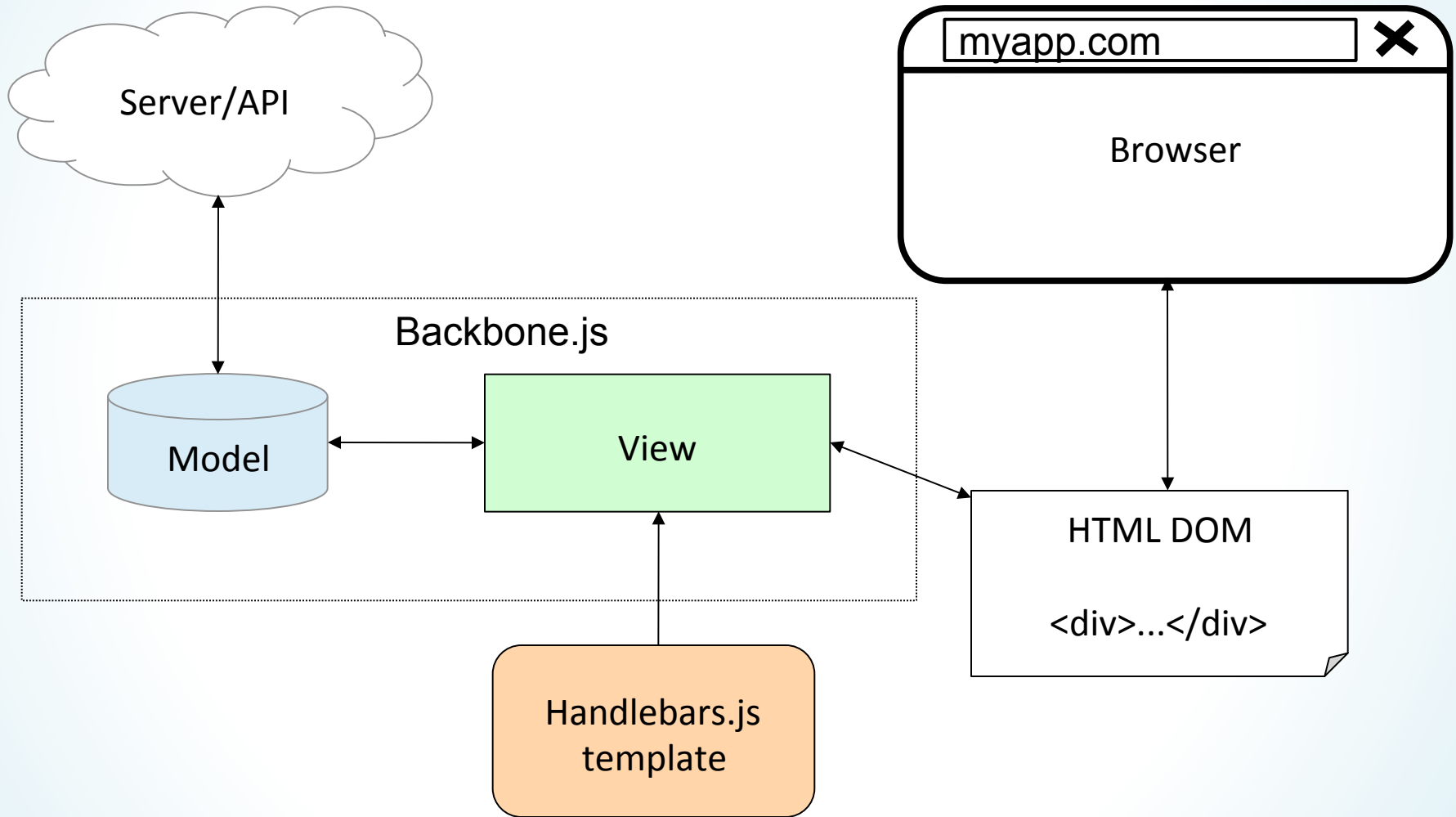
Motivation

- **Problem: page loads**
 - Sluggish websites of the '90s
 - Degrade from user experience
- **Solution: fat client**
 - Minimal server interaction
 - Only load what changes
- **Difficulty: browser languages**
 - Sorry, Javascript is here to stay
- **Need a framework**

Enter Backbone.js

- **MVC** (**Model**, **View**, **Controller**) in javascript
 - **Model** contains data objects
 - Handles ajax queries to server
 - **View** presents data to user
 - HTML templates (Handlebars.js)
 - **Controller** mediates the two
- Very small library
- Used by Pandora, USA Today, New York Times, etc.
- Not a replacement for jQuery or CSS

Framework Overview



Model

- Define the Model

```
var Person = Backbone.Model.extend({  
    url: 'people/getPerson'  
});
```

- Instantiate the Model

```
var employee = new Person();
```

- Operate on the Model

```
employee.fetch({data: employeeId}, success:...);
```

```
employee.save(...);
```

```
employee.destroy(...);
```

View

- Define View

```
var EmployeeView = Backbone.View.extend({
  model: employee,

  Initialize: function() {
    template = Handlebars.compile(
      $("#employee_template").html()); }

  render: function() {
    var context = {data:this.model.toJSON()};
    this.$el.html(template(context)); }

});
```

- Instantiate View

```
var employeeView = new EmployeeView({el:$("#frame")})
```

HTML and template

- Handlebars Template

```
<script type="text/x-handlebars-template"
      id="employee_template">
  <input type='text' value="{{data.name}}" />
  <input type='text' value="{{data.phone}}" />
</script>
```

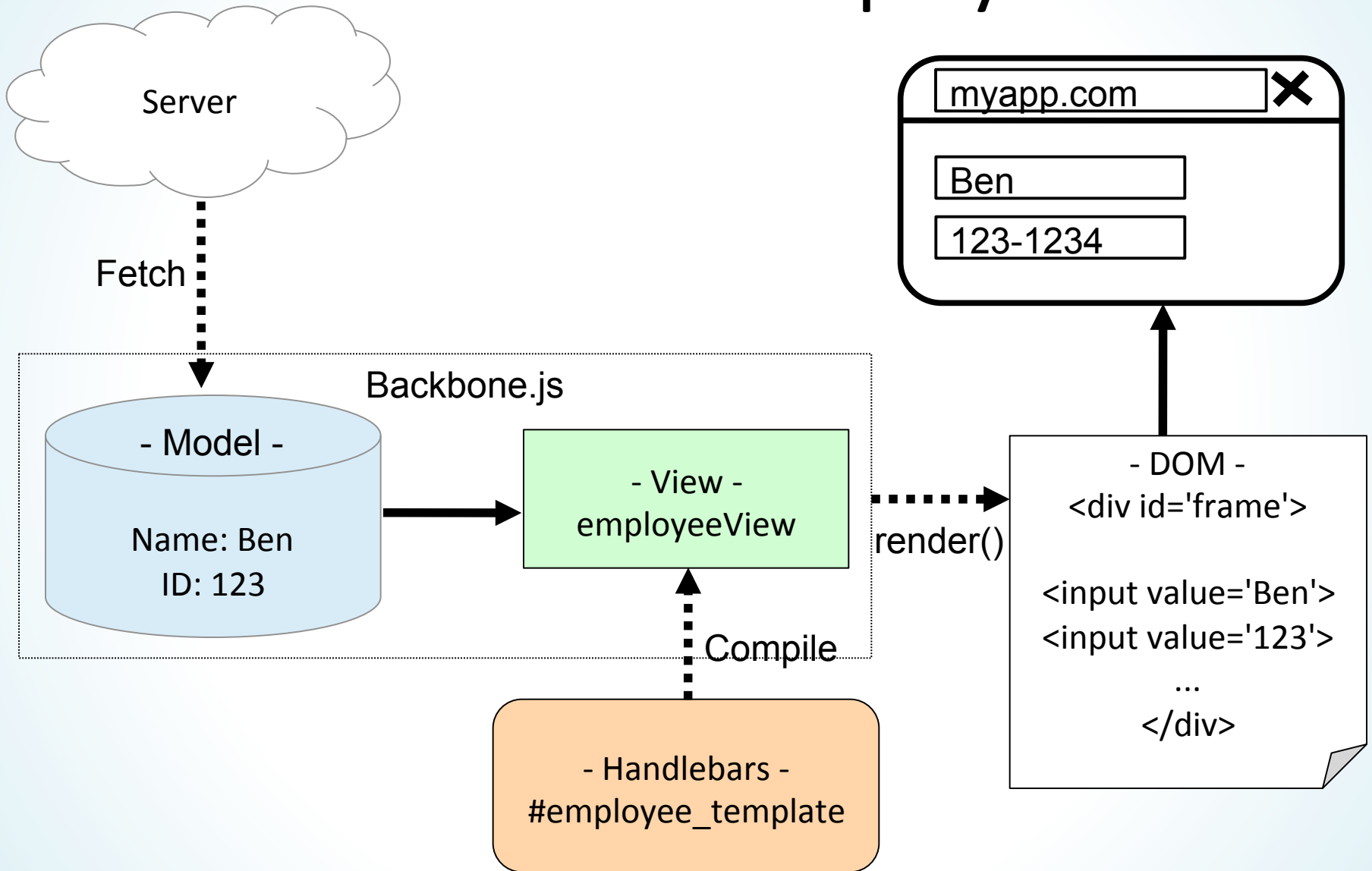
- HTML Tag

```
<div id='frame'></div>
```

- View renders template

- Fills in `{{data}}` items
- Places within `"#frame"` tag

Fetch and Display



Edit/Save

- **Just add save button event**

```
var EmployeeView = Backbone.View.extend({
  model: employee,

  events: {
    "click #saveBtn": 'saveEmployee' },

  saveEmployee: function() {
    this.model.save(); }

});
```

- **Click button with 'id=saveBtn'**
- **DOM → Model connection maintained!**
- **destroy() too!**

Additional features

- **Backbone**
 - **Collections**
 - **Cached select box options**
 - **Events**
 - **Routers**
 - **Navigation on single-page apps**
 - **Saves state with HTML5 browsers**
- **Handlebars**
 - **#if, #each, nested objects, etc.**

Collections Example

- Define and fill collection of Models

```
var Job = Backbone.Model.extend();
```

```
var JobList = Backbone.Collection.extend({  
  url: 'people/getJobList',  
  model: Job,  
  
  initialize: function() {  
    this.fetch();  
  }  
});
```

```
var jobList = new JobList();
```

- 'people/getJobList' action returns JSON
 - {id:1, name:Developer},{id:2, name:Supervisor}...

Collections Example (cont.)

- Handlebars template for select box

```
<select id='jobs'>
  {{#each jobs}}
    <option value='{{this.id}}'>{{this.name}}</
option>
  {{/each}}
</select>
```

- Result:

Name:

Phone:

Job:

- Developer
- Supervisor

CSS/jQuery
→

Name

Phone

Developer

- Developer
- Supervisor



Questions?



Ben Karsin

ITS, Graduate Assistant

karsin@hawaii.edu



Authorizer

A WordPress Plugin for Authenticating UH Users

Paul Ryan

Tech Lead, UHM College of Education

Overview

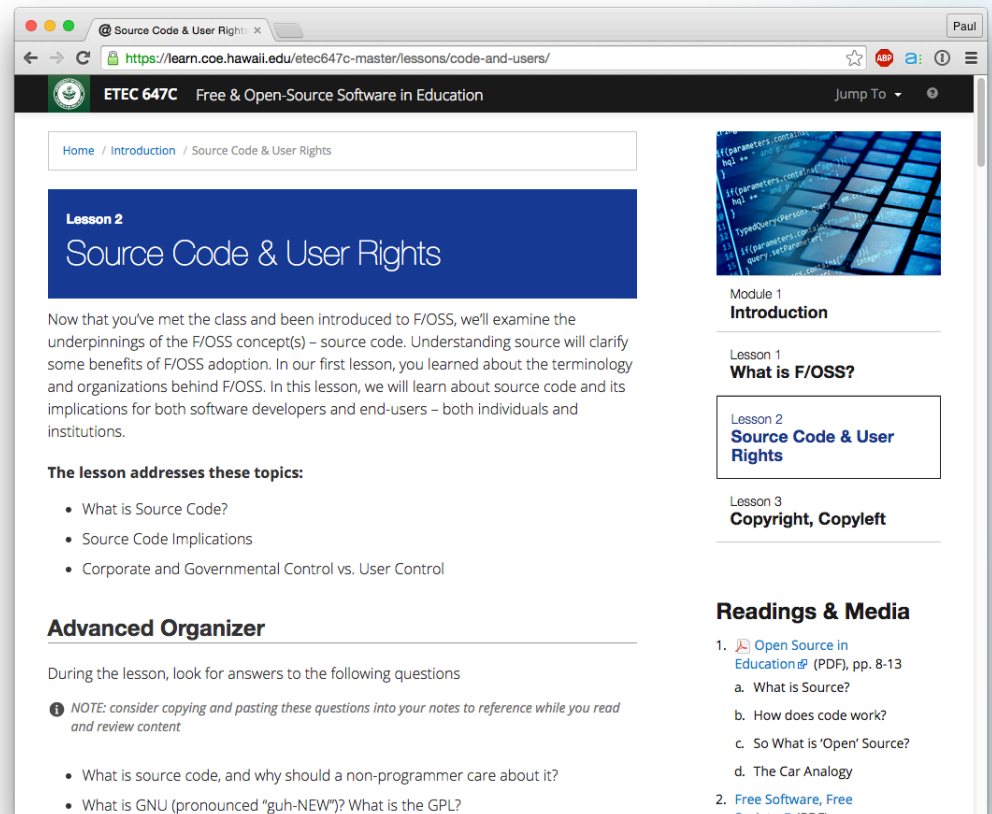
- **Background:** Why did we need this?
- **Plugin:** Where can I get it?
- **Example:** How does it work?
- **Features:** What can it do?
- **Future Work:** What else should it do?

Background

- COE faculty host a lot of course content in WordPress
- Historically, students accessed the course content anonymously, and faculty had unique WordPress accounts for each of their courses.

Cons:

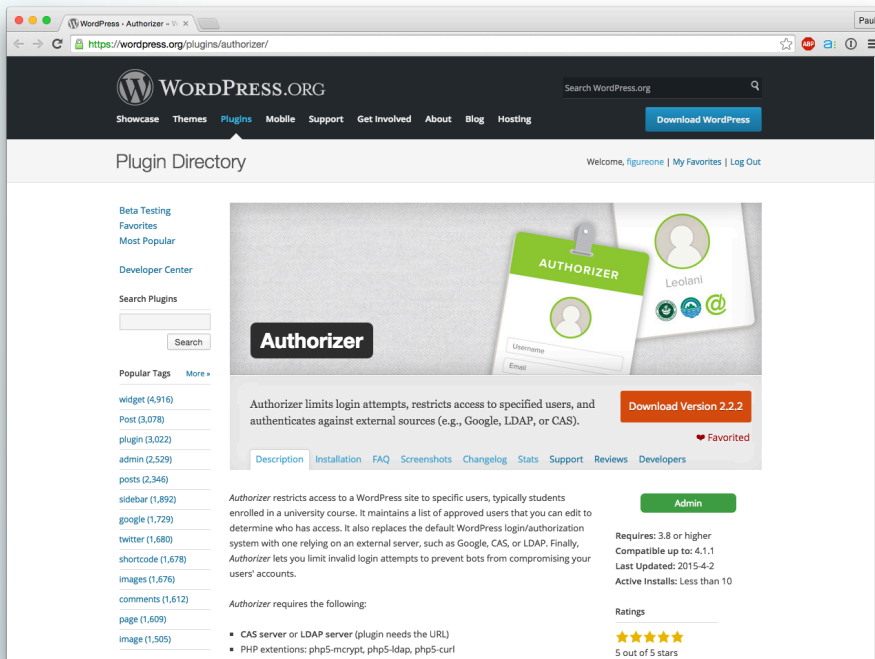
- Faculty had to manage multiple passwords
- Private course content was publicly viewable
- Student interactions with the site were unknown



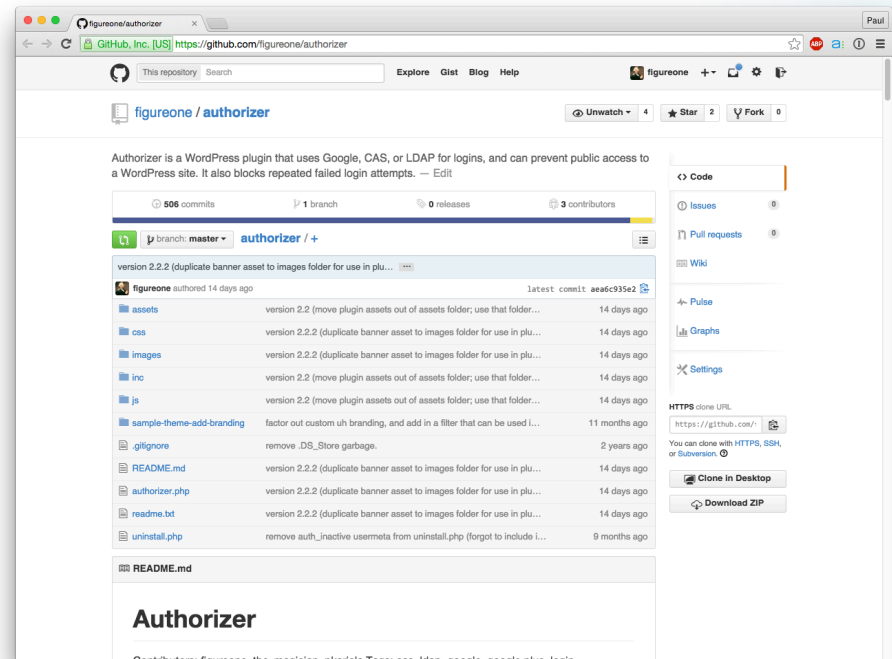
The screenshot shows a web browser window displaying a course page. The browser's address bar shows the URL: <https://learn.coe.hawaii.edu/etec647c-master/lessons/code-and-users/>. The page header includes the logo for ETEC 647C and the text "Free & Open-Source Software in Education". The main content area features a blue header for "Lesson 2 Source Code & User Rights". Below the header, there is a paragraph of introductory text, followed by a section titled "The lesson addresses these topics:" with a bulleted list of three items: "What is Source Code?", "Source Code Implications", and "Corporate and Governmental Control vs. User Control". Below this is an "Advanced Organizer" section with a paragraph of text and a note: "NOTE: consider copying and pasting these questions into your notes to reference while you read and review content". This is followed by another bulleted list of two items: "What is source code, and why should a non-programmer care about it?" and "What is GNU (pronounced 'guh-NEW')? What is the GPL?". On the right side of the page, there is a sidebar with a blue header image and a list of lessons: "Module 1 Introduction", "Lesson 1 What is F/OSS?", "Lesson 2 Source Code & User Rights" (highlighted), and "Lesson 3 Copyright, Copyleft". At the bottom of the sidebar, there is a "Readings & Media" section with a numbered list of two items: "1. Open Source in Education (PDF), pp. 8-13" and "2. Free Software, Free Society (PDF)".

Plugin Info

- Internally developed Authorizer, a WordPress plugin, to handle authentication and roster management



wordpress.org/plugins/authorizer



github.com/figureone/authorizer

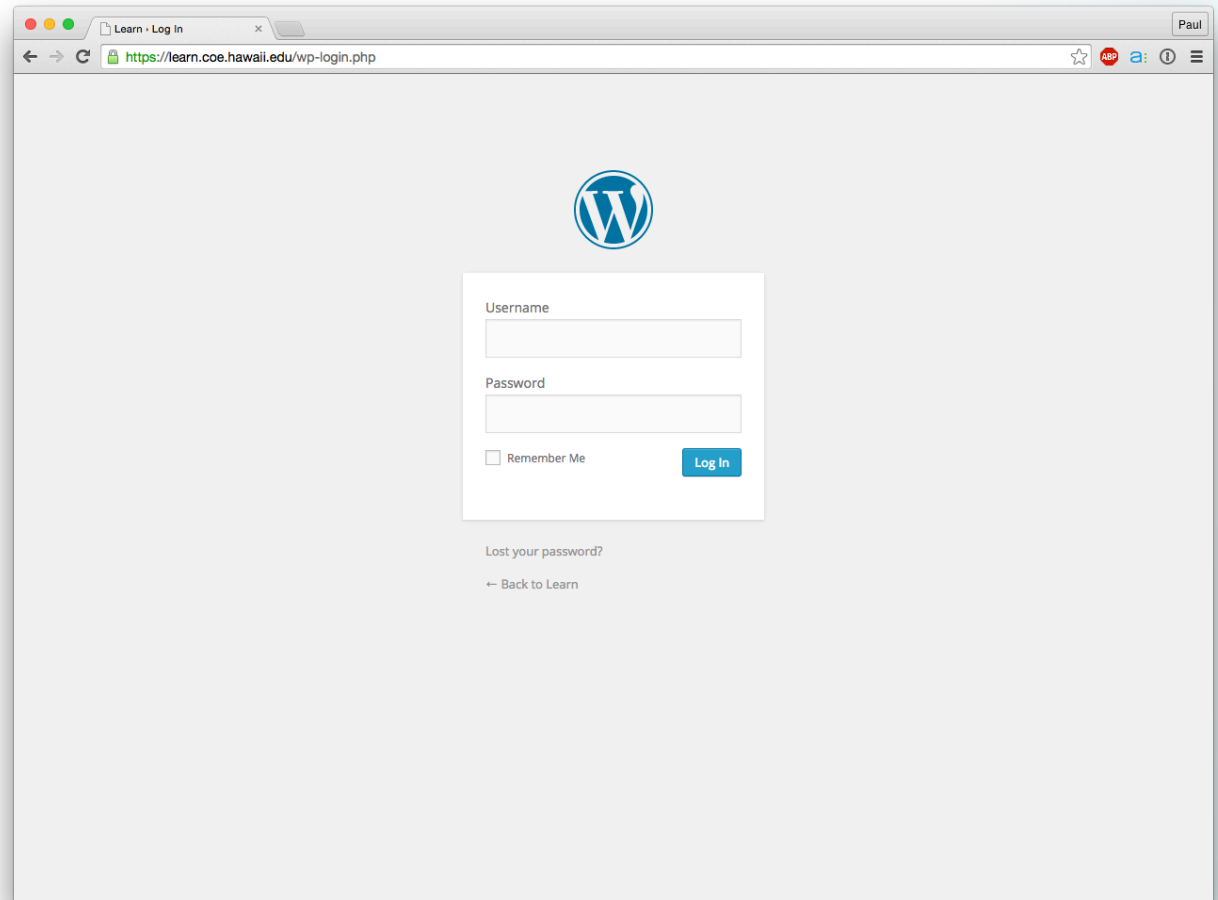
Example

- LTEC 612

The screenshot shows a web browser window displaying the DCDC Open Online Courses page. The browser's address bar shows the URL <https://dcdc.coe.hawaii.edu/ltec/612/>. The page header includes 'DCDC OPEN ONLINE COURSES' and navigation links for 'register' and 'log in'. Below the header is a row of five icons: three blue graduation caps, a green chalkboard with two computer icons, a blue monitor displaying a graph, a red toolbox with various tools, and a grey envelope. The main heading is 'EDUCATIONAL TECHNOLOGY Introduction to E-Learning'. Below the heading, it specifies '9 weeks', '15 hrs./week', and 'English'. The 'COURSE INSTRUCTOR' section features a profile picture of Mike Menchaca, an Associate Professor in the Department of Learning Design and Technology at the University of Hawai'i at Mānoa, with his email address mikepm@hawaii.edu. The 'PRESENTED BY' section lists the University of Hawai'i at Mānoa and the College of Education. The 'DEVELOPED BY' section features the DCDC logo, which stands for Distance Course Design & Consulting. The 'Overview' section provides a brief description of the MOOC, stating that it will explore the history and theories of online learning from the perspectives of designers, instructors, and learners.

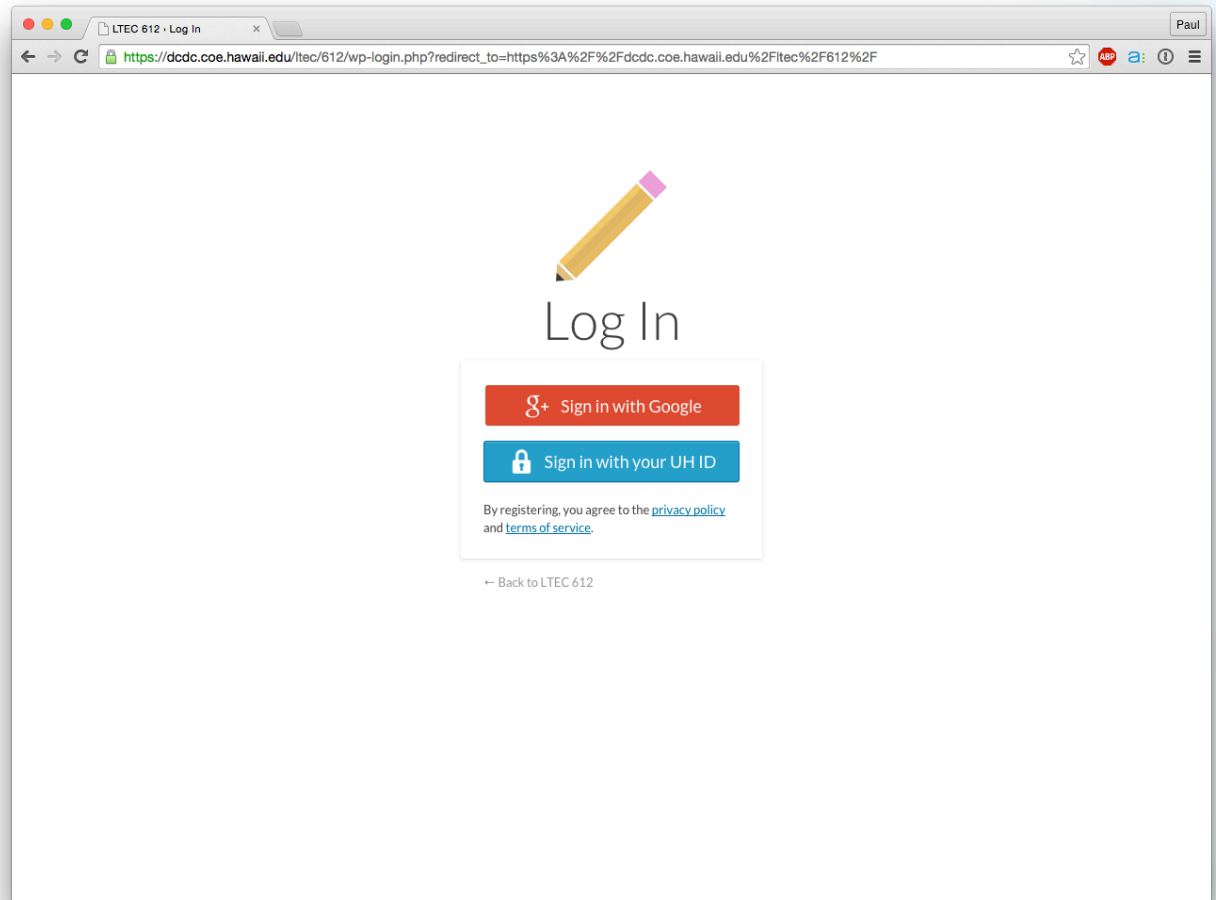
Example

- LTEC 612
- Log in



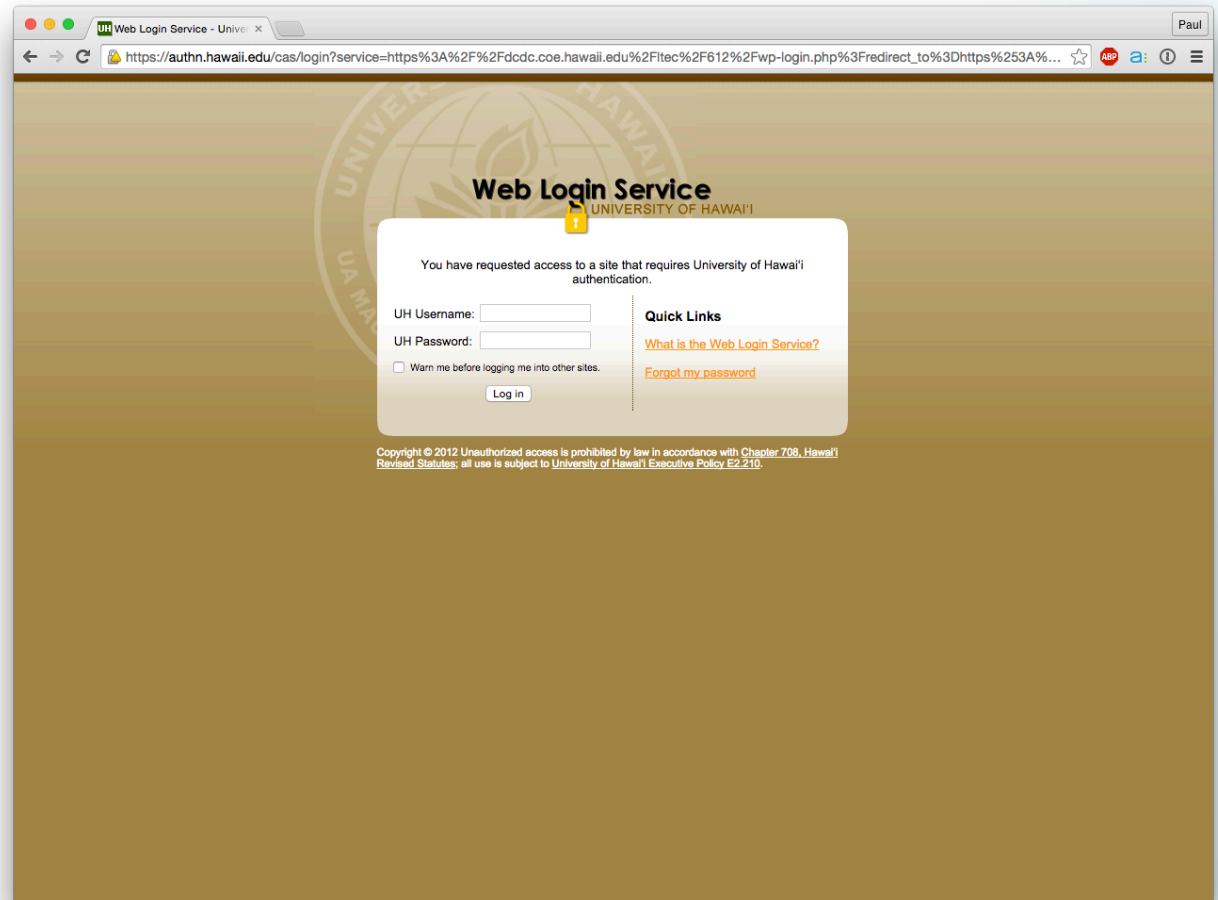
Example

- LTEC 612
- Log in



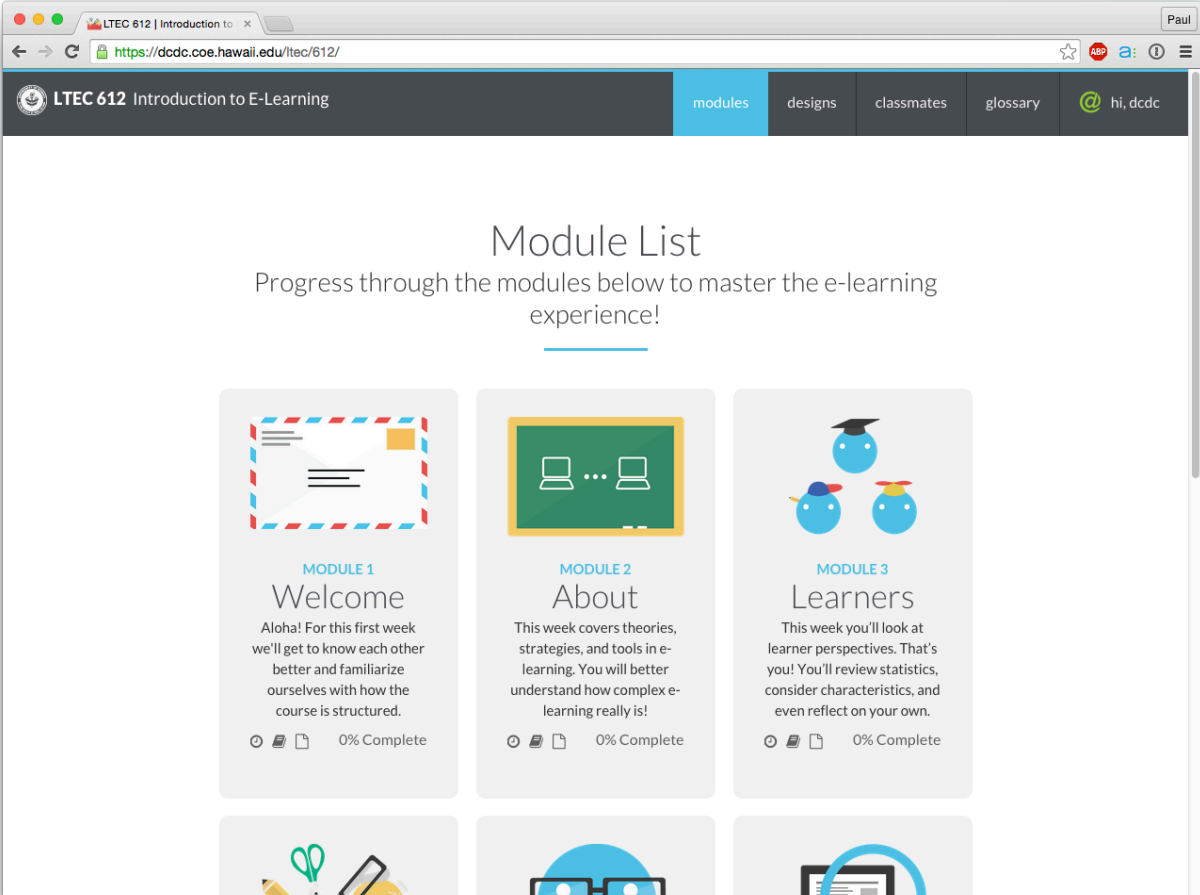
Example

- LTEC 612
- Log in
- CAS authN



Example

- LTEC 612
- Log in
- CAS authN
- **Gain access**



The screenshot shows a web browser window with the URL <https://dcdc.coe.hawaii.edu/ltec/612/>. The page title is "LTEC 612 Introduction to E-Learning". The navigation menu includes "modules" (highlighted), "designs", "classmates", "glossary", and a user profile "hi, dcdc". The main content area is titled "Module List" and contains the following text: "Progress through the modules below to master the e-learning experience!". Below this, there are three module cards:

- MODULE 1 Welcome**: "Aloha! For this first week we'll get to know each other better and familiarize ourselves with how the course is structured." 0% Complete.
- MODULE 2 About**: "This week covers theories, strategies, and tools in e-learning. You will better understand how complex e-learning really is!" 0% Complete.
- MODULE 3 Learners**: "This week you'll look at learner perspectives. That's you! You'll review statistics, consider characteristics, and even reflect on your own." 0% Complete.

Each card includes a small icon, a title, a description, and a progress indicator. Below the first three cards, the tops of three more cards are visible, each with a different icon.

Authorizer - LTEC 612 - WP Admin

https://dcdc.coe.hawaii.edu/ltec/612/wp-admin/admin.php?page=authorizer

LTEC 612 Manage Content Manage Menus Manage Users Manage Settings + New Aloha e Paul Ryan Help

Authorizer Settings

Access Lists Login Access Public Access External Service Advanced

Manage who has access to this site using these lists.

1. Pending users are users who have successfully logged in to the site, but who haven't yet been approved (or blocked) by you.
2. Approved users have access to the site once they successfully log in.
3. Blocked users will receive an error message when they try to visit the site after authenticating.

Pending Users

[Redacted]	Students	Approve	Block	X
[Redacted]	Students	Approve	Block	X

Approved Users

jkevan@hawaii.edu	Administrator	May 2014	Off	X
tellm@hawaii.edu	Instructional Designer	Jun 2014	Off	X
mikepm@hawaii.edu	Instructor	Jun 2014	Off	X
[Redacted]	Students	Jan 2015	Off	X
[Redacted]	Students	Jan 2015	Off	X
[Redacted]	Students	Jan 2015	Off	X
[Redacted]	Students	Jan 2015	Off	X
[Redacted]	Students	Jan 2015	Off	X
[Redacted]	Students	Jan 2015	Off	X
[Redacted]	Students	Feb 2015	Off	X
[Redacted]	Students	Jan 2015	Off	X
[Redacted]	Students	Feb 2015	Off	X
[Redacted]	Students	Feb 2015	Off	X
[Redacted]	Students	Feb 2015	Off	X
email address	Students	Approve		

Blocked Users

email address	Block
---------------	-------

[Save Changes](#)

Thank you for creating with WordPress.

Version 4.1.1

Features:

- Access lists

Authorizer - LTEC 612 - v1 x

https://dcdc.coe.hawaii.edu/ltec/612/wp-admin/admin.php?page=authorizer

LTEC 612 Manage Content Manage Menus Manage Users Manage Settings + New Aloha e Paul Ryan Help

Authorizer Settings

Access Lists Login Access Public Access External Service Advanced

Choose who is able to log into this site below.

Who can log into the site?

- All authenticated users (All external service users and all WordPress users)
- Only **approved users** (Approved external users and all WordPress users)

Which role should receive email notifications about pending users?

Instructor

What message should pending users see after attempting to log in?

Whoops!

Once you've registered for "Introduction to E-learning," you should be approved within 48 hours of your registration. If you continue to see this message, please contact Dr. Mike at "mikepm@hawaii.edu".

What message should blocked users see after attempting to log in?

You're not currently allowed to log into this site. If you think this is a mistake, please contact Dr. Mike at "mikepm@hawaii.edu".

Send welcome email to new approved users?

Send a welcome email when approving a new user

Welcome email subject

Thank you for registering for Introduction to E-L

You can use the [site_name] shortcode.

Welcome email body

Hello [user_email],

Thank you for registering for LTEC's Introduction to E-Learning Massively Open Online Course (MOOC)! This MOOC is delivered in two different ways: (1) as part of UH Manoa's Department of Learning Design and

You can use [site_name], [site_url], and [user_email] shortcodes.

Save Changes

Features:

- Access lists
- Account mgmt

Authorizer - LTEC 612 - WordPress Admin

https://dcdc.coe.hawaii.edu/ltec/612/wp-admin/admin.php?page=authorizer

LTEC 612 Manage Content Manage Menus Manage Users Manage Settings + New Aloha e Paul Ryan Help

Authorizer Settings

Access Lists Login Access **Public Access** External Service Advanced

Choose your public access options here.

Who can view the site?

- Everyone can see the site
- Only logged in users can see the site

What pages (if any) should be available to everyone?

Private Pages

- Special
- Home Page
- Page
- Classmates
- Course Chatroom
- Glossary
- Home
- Welcome
- Acf

Public Pages

What happens to people without access when they visit a private page?

- Send them to the login screen
- Show them the anonymous access message (below)

What happens to people without access when they visit a public page?

- Show them the page without the anonymous access message
- Show them the page with the anonymous access message (marked up as a [Bootstrap Dismissible Alert](#))

What message should people without access see?

B I U “ ABC [List Icons]

Notice: You are browsing this site anonymously, and only have access to a portion of its content.

Save Changes

Thank you for creating with WordPress. Version 4.1.1

Features:

- Access lists
- Account mgmt
- **Site visibility**

Authorizer - LTEC 612 - V x

https://dcdc.coe.hawaii.edu/ltec/612/wp-admin/admin.php?page=authorizer

LTEC 612 Manage Content Manage Menus Manage Users Manage Settings + New Aloha e Paul Ryan Help

Authorizer Settings

Access Lists Login Access Public Access **External Service** Advanced

Enter your external server settings below.

Default role for new users

Google Logins Enable Google Logins

Google Client ID

Google Client Secret

CAS Logins Enable CAS Logins

CAS custom label The button on the login page will read:

CAS server hostname

CAS server port

CAS server path/context

LDAP Logins Enable LDAP Logins

Features:

- Access lists
- Account mgmt
- Site visibility
- External auth

Authorizer - LTEC 612 - WP Admin

https://dcdc.coe.hawaii.edu/ltec/612/wp-admin/admin.php?page=authorizer&settings-updated=true

LTEC 612 Manage Content Manage Menus Manage Users Manage Settings + New Aloha e Paul Ryan Help

Authorizer Settings

Access Lists Login Access Public Access External Service **Advanced**

You may optionally specify some advanced settings below.

Limit invalid login attempts After invalid password attempts, delay further attempts on that user for minute(s).
After more invalid attempts, increase the delay to minutes.
Reset the delays after minutes with no invalid attempts.

Hide WordPress Login Hide WordPress Logins
Note: You can always access the WordPress logins by adding external=wordpress to the wp-login URL, like so:
<https://dcdc.coe.hawaii.edu/ltec/612/wp-login.php?external=wordpress>

Custom WordPress login branding Default WordPress login screen
Note for theme developers: Add more options here by using the `authorizer_add_branding_option` filter in your theme. You can see an example theme that implements this filter in the plugin directory under sample-theme-add-branding.

Authorizer admin menu item location Show in Settings menu
 Show in sidebar (top level)

Show custom usermeta in user list

Save Changes

Thank you for creating with WordPress. Version 4.1.1

Features:

- Access lists
- Account mgmt
- Site visibility
- External auth
- Brute-force attack prevention

Future Work

- UH Groupings integration (automatically create WordPress accounts for users in a specified Group, e.g., a Group for students in a course)
- BLTI integration (automatically create a WordPress account for a user when they click a BLTI tool link in a Lulima course)



Questions?



Paul Ryan

Tech Lead, UHM College of Education



There's a group for that

Julio Polo

Enterprise Middleware, Identity and Access Management
Information Technology Services



Groups



Group Store



Your Groups



Group Store



Banner



PeopleSoft (HR)



RCUH



Student Employment



UHIMS



Regardless of source



Empty Group



Group Store



Banner



PeopleSoft (HR)



RCUH



Student Employment



UHIMS




Regardless of source



Empty Group



Affiliation





Group Store



Banner



PeopleSoft (HR)



Affiliation



RCUH



Employing Agency Code



Student Employment



UHIMS



Regardless of source



Empty Group



Group Store



Banner



PeopleSoft (HR)



RCUH



Student Employment



UHIMS



Regardless of source



Empty Group



Affiliation



Employing Agency Code



Curricula



Registration



Group Store



Banner, PeopleSoft, RCUH... (all sources have an affiliation subfolder)



Affiliation



East-West Center



Hawaii CC



Honolulu CC



Kauai CC



Kapiolani CC



Leeward CC



Maui College



Regardless of organization



RCUH



UH Foundation



UH Hilo



UH Manoa



UH System



UH West Oahu



Windward CC



Group Store



Banner, PeopleSoft, RCUH... (all sources have an affiliation subfolder)



Affiliation



(an organization where roles below apply)

- 👤 faculty
- 👤 faculty+staff
- 👤 faculty+staff+student
- 👤 faculty+staff+student+other
- 👤 faculty+student
- 👤 faculty.communityCollege
- 👤 faculty.countyAgent
- 👤 faculty.courseInstructor
- 👤 faculty.emeritus
- 👤 faculty.graduateAssistant
- 👤 faculty.law
- 👤 faculty.lecturer
- 👤 staff
- 👤 staff.appt
- 👤 staff.appt.casual
- 👤 staff.appt.overload
- 👤 staff.civilService
- 👤 staff.executive
- 👤 staff.executive.casual
- 👤 staff.noDetails
- 👤 staff.noDetails.casual
- 👤 staff.nonCompensated
- 👤 faculty.lecturer.casual
- 👤 faculty.lecturer.overload
- 👤 faculty.librarian
- 👤 faculty.medical
- 👤 faculty.noDetails
- 👤 faculty.noDetails.casual
- 👤 faculty.noDetails.overload
- 👤 faculty.researchAssistant
- 👤 faculty.researcher
- 👤 faculty.specialist
- 👤 faculty.teachingAssistant
- 👤 faculty.university
- 👤 casual
- 👤 casualFaculty
- 👤 casualStaff
- 👤 overload
- 👤 overloadFaculty
- 👤 overloadStaff
- 👤 other
- 👤 ohana
- 👤 retiree
- 👤 nonCreditStudent
- 👤 nonCreditStudent.noDetails
- 👤 preStudent
- 👤 preStudent.accepted
- 👤 preStudent.applicant
- 👤 preStudent.financialAid
- 👤 student
- 👤 student.graduate
- 👤 student.graduate.law
- 👤 student.graduate.medical
- 👤 student.graduate.noDetails
- 👤 student.other
- 👤 student.other.apprenticeship
- 👤 student.other.continuingEducation
- 👤 student.other.postBaccalaureate
- 👤 student.other.professional
- 👤 student.other.undeclared
- 👤 student.undergraduate
- 👤 student.undergraduate.noDetails
- 👤 studentEmployee
- 👤 studentEmployee.studentHire
- 👤 studentEmployee.workStudy



Group Store



Banner



PeopleSoft (HR)



RCUH



Student Employment



UHIMS



Regardless of source



Empty Group



Affiliation



Employing Agency Code

⚡ 2211	Manoa Arts & Humanities
⚡ 22110100	A&H DEANS OFF
⚡ 22111100	AMER STUDIES DEPT
⚡ 22111200	DEPT OF ART AND ART HIST
⚡ 22111300	THEATRE & DANCE DEPT
⚡ 22111400	HISTORY DEPT
⚡ 22111500	MUSIC DEPT
⚡ 22111600	PHILOSOPHY DEPT
⚡ 22111700	RELIGION DEPT
⚡ 22111800	DEPARTMENT OF COMM...
⚡ 22111900	ACADEMY FOR CREATIVE MEDIA



Group Store



Banner



PeopleSoft (HR)



RCUH



Student Employment



UHIMS



Regardless of source



Empty Group



Affiliation



Employing Agency Code



Curricula



Registration



Group Store



Banner



PeopleSoft (HR)



RCUH



Student Employment



UHIMS



Regardless of source



Empty Group



Affiliation



Employing Agency Code



Curricula



MAN



HAW



WOA



HON



HIL



KAP



KAU



LEE



MAU



WIN



Group Store



Banner



PeopleSoft (HR)



RCUH



Student Employment



UHIMS



Regardless of source



Empty Group



Affiliation



Employing Agency Code



Curricula



MAN



10 (A&S)



ANTH



ARTH



COMS



ECON



ES



GEOG



Group Store



Banner



PeopleSoft (HR)



RCUH



Student Employment



UHIMS



Regardless of source



Empty Group



Affiliation



Employing Agency Code



Curricula



MAN



10 (A&S)



ANTH



ANTH



UG



BA



201530

begin

end



Group Store



Banner



PeopleSoft (HR)



RCUH



Student Employment



UHIMS



Regardless of source



Empty Group



Affiliation



Employing Agency Code



Curricula



MAN



10 (A&S)



ANTH



ANTH



UG



BA

MAN : 10 : ANTH : ANTH : UG : BA : 201530 : begin-or-or-before complement

MAN : 10 : ANTH : ANTH : UG : BA : 201530 : end-before

201530

201530

begin

end



Group Store



Banner



PeopleSoft (HR)



RCUH



Student Employment



UHIMS



Regardless of source



Empty Group



Registration



MAN



WOA



HIL



HAW



HON



KAP



KAU



LEE



MAU



WIN



Group Store



Banner



PeopleSoft (HR)



RCUH



Student Employment



UHIMS



Regardless of source



Empty Group



Registration



MAN



AMST



ARCH



ASAN



BE



BIOL



BIOM



CAM



CAS



CHEM



COMG



CSD



EDEF



ENG



FAMR



FR



GER



Group Store



Banner



PeopleSoft (HR)



RCUH



Student Employment



UHIMS



Regardless of source



Empty Group



Registration



MAN



AMST



ARCH



101



132



200



201



271



272



320



341



352



353



354



371



422



473



Group Store



Banner



PeopleSoft (HR)



RCUH



Student Employment



UHIMS



Regardless of source



Empty Group



Registration



MAN



AMST



ARCH



101



132



200



201

(CRNs)



5654



5655



6239



6240



9899



201530

enrolled

waitlisted

withdrawn



Group Store



Banner



PeopleSoft (HR)



RCUH



Student Employment



UHIMS



Regardless of source



Empty Group



Registration



2015



enrolled



20151



enrolled



201510



enrolled



enrolled



MAN



WOA



HIL

...



MAN



WOA



HIL



ACC



ANTH



ART



130



131



Your Groups



Hawaii CC



Honolulu CC



Kauai CC



Kapiolani CC



Leeward CC



Maui College



Test



UH Hilo



UH Manoa



ART



ART-PHD-GROUPING



UH System



Some Admin Office



BOR Members



UH West Oahu



Windward CC



Campus Security



Event Volunteers

UH Groupings



Group Store



banner :
registration :
201530 :
enrolled



peoplesoft :
affiliation :
manoa :
faculty+staff

intersect



Your Groups

**Your grouping for Manoa faculty/staff
currently taking classes on any campus**

**BASIS
subgroup**

**INCLUDE
subgroup**

**EXCLUDE
subgroup**

Pros and Cons

- + **No SoR data extracts**
- + **No SoR domain knowledge**
- + **Group calculations primed**
- + **Asynchronous deprovisioning** UH Message Broker
- + **LISTSERV mailing list sync** Wiki groups? Google groups?

- **UI needs work**
- **WS slow for live AuthZ?** LDAP/CAS?
- **Confusing auto vs menu** Group Store

Questions?



Julio Polo
Enterprise Middleware, Identity and Access Management
Information Technology Services




Notables, Quick Tips and Reminders

- Google@UH calendaring informal pole
- ACER, online General Confidentiality Notice
- SECE now supports GCN review for student supervisors
- MFA project update



Wrapping Up



- Email suggestions for future topics to mhodes@hawaii.edu
- Check out the snacks in the back
- Take a moment to introduce yourself to your colleagues (meet at least 1 new person)

